



LEARN THE INSIDE SCORE ON
THE MAKING OF THE NBA
2014 SUMMER LEAGUE COURT
FROM HORNER FLOORING

BECAUSE WE KNOW YOUR BIGGEST INVESTMENT IS YOUR ATHLETE.



The world leader in sports flooring since 1891



Horner Flooring is the oldest and longest-standing member of the Maple Flooring Manufacturers Association (MFMA), with maple sports flooring roots dating back to 1891 – the same year the game of basketball was invented by Dr. James Naismith.

FIND US ELSEWHERE



www.hornerflooring.com



@HornerFloor



<http://www.facebook.com/HornerFlooring>

TABLE OF CONTENTS

4 The Selection

6 Pre-Assembly

7 Assembly

11 Let the Games Begin

13 Questions

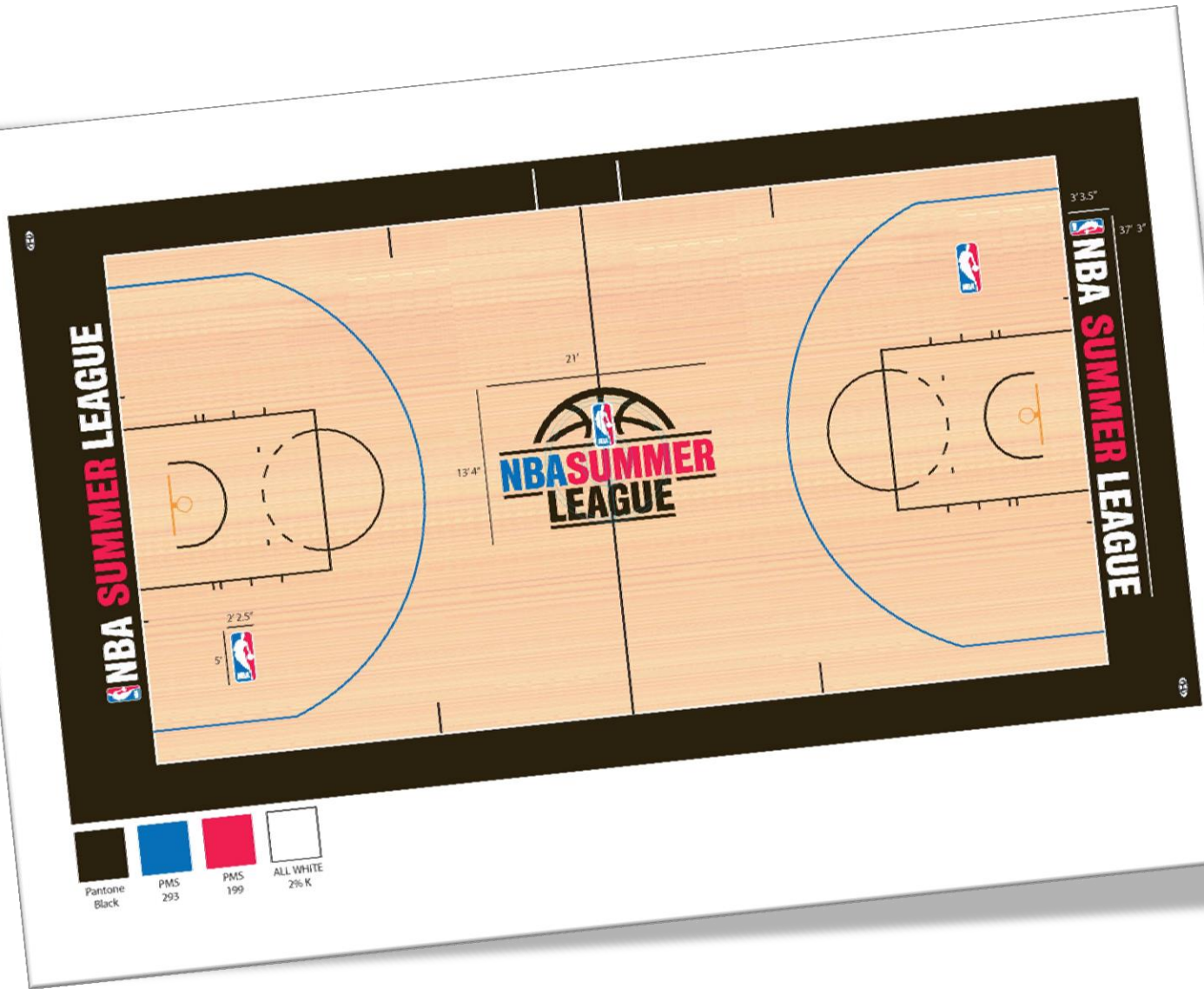
CHAPTER 1:

THE SELECTION

Horner Flooring has a high standard of excellence, and we are very proud and honored to have the NBA Summer League choose us to manufacture the floor for their games.

The system in use for the Summer League is the ProKing floor—Horner’s unique portable hardwood floor. The resilient and stable system has a patented hinge-and-lock assembly to ensure performance.







A special behind-the-scenes image!

Here's a rendering of the floor in its design stage - before it was manufactured.

CHAPTER 2:

PRE-ASSEMBLY



The crew assembles the floor before it is assembled in the Summer League Arena in Las Vegas to ensure the process runs smoothly.

CHAPTER 3:


ASSEMBLY




The home of the NBA Summer League floor – the UNLV Thomas & Mack Center in Las Vegas, Nevada.

THE MAKING OF THE NBA 2013 SUMMER LEAGUE COURT

- The floor is moved to the new location and the crew begins assembly.
- The Pro King floor takes less than 2 hours with a crew of 6 to assemble.
- No special tools or hardware is necessary. The floor pieces simply lock together.



THE MAKING OF THE NBA 2013 SUMMER LEAGUE COURT




The MFMA northern hard maple looks great!

The assembly process with Horner's patented assembly make for a tight fit, which ensures a perfectly aligned floor every time.



THE MAKING OF THE NBA 2013 SUMMER LEAGUE COURT



The floor is all set up and ready for some basketball!

Now it's the basketball hoop's turn to be put into place to complete the court for the Summer League.

CHAPTER 3:

LET THE GAMES BEGIN



And that's a great looking Pro King court!

Let the games begin!



THE MAKING OF THE NBA 2013 SUMMER LEAGUE COURT



For information on the NBA Summer League, visit the NBA website at <http://www.nba.com/summerleague/#>.

For more photos of Horner Floors and Installations and for more information about Horner's flooring systems, check out Horner's website at hornerflooring.com.

Questions?

Contact us!



Karl Borree - kborree@hornerflooring.com



www.hornerflooring.com



@HornerFloor



<http://www.facebook.com/HornerFlooring>

